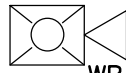


LEGEND:


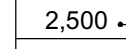
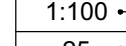
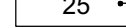
- CONNECT ALL EXIT SIGNS AND BATTERY PACKS IN EMERGENCY LIGHT FIXTURES AHEAD OF ANY LIGHTING CONTROL DEVICE FOR CONTINUOUS OPERATION OF THE BATTERY CHARGER.
- MEANS OF EGRESS ILLUMINATION LEVEL, INCLUDING STAIRWELLS, SHALL NOT BE LESS THAN 1 FOOTCANDLE AT THE WALKING SURFACE AS REQUIRED BY FBC.

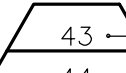
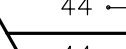

FIRE ALARM SYMBOL
LEGEND:

 HORN/STROBE WALL MOUNTED WEATHER PROOF, AT 80" AFF TO BOTTOM

 PULL STATION AT 48" AFF TO CENTER

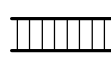
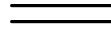
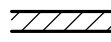
SYMBOL KEY


 OCCUPANCY
 SQUARE FOOTAGE (SQUARE FEET)
 OCCUPANT LOAD FACTOR
 NUMBER OF OCCUPANTS

 STAIR OPENING CLEAR WIDTH
 MAXIMUM CAPACITY (0.3)
 ACTUAL CAPACITY


 DIRECTION OF EGRESS AND OCCUPANT LOAD


WALL TYPES:

 CONC. BLOCK W/ STUCCO FINISH EXTERIOR AND 5/8" GYP. BD ON 2X2 P.T FURRING
 NON RATED MTL. STUD PARTITION
 1-HOUR RATED MTL PARTITION

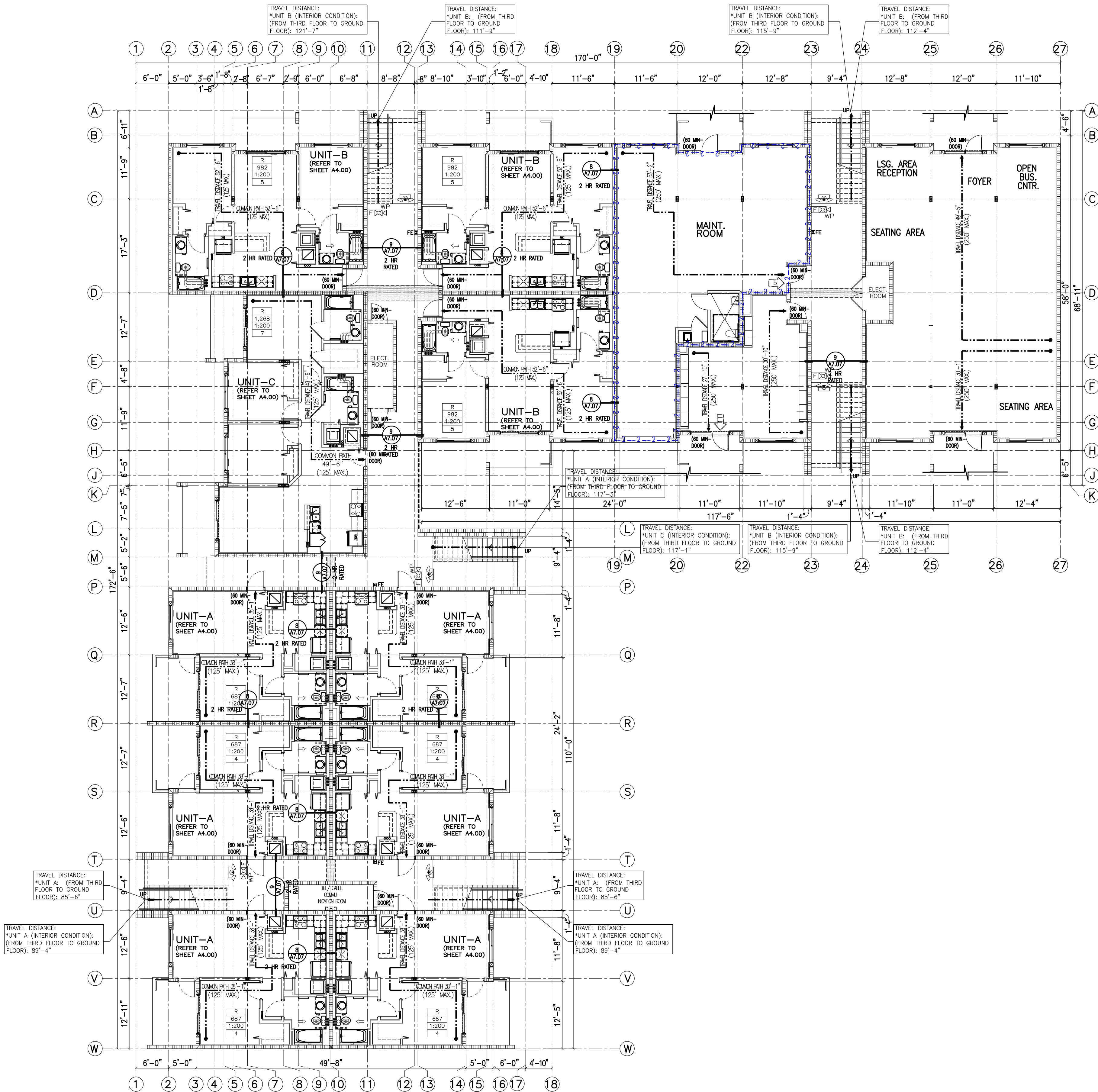
 1-HOUR RATED MTL PARTITION WITH CONC. FILLED STEEL COLUMN (PROVIDE MASTIC COATING ON EXPOSED -NON PROTECTED STRUCTURAL STEEL PLATES & BASE. APPLICATION PER MANUFACTURER SPECIFICATIONS).

DOOR DESIGNATION
REFER TO DOOR SCHEDULE
WINDOW DESIGNATION
REFER TO WINDOW SCHEDULE

 DROP SOFFITS G.W.B. SOFFIT AT 8'-4" (U.O.N) A.F.F. WITHIN UNITS AND 8'-4" (U.O.N) A.F.F. BREEZEWAY CORRIDOR, METAL FRAME. REFER TO DETAIL 22/A7.03

 F.E. PROVIDE FIRE EXT. 2A 40BC TYPE (FIRE EXTINGUISHER TO COMPLY W/F.B.C. CHAPTER 36 F.F.P.C. 7.6.3.1 & N.F.P.A 10) MAXIMUM TRAVEL DISTANCE TO A FIRE EXTINGUISHER - 75 FT FOR ORDINARY HAZARD AREAS. FIRE EXTINGUISHERS SHOULD BE MOUNTED MINIMUM 4 INCHES AND MAXIMUM 5FT FROM FLOOR, IF FIRE EXTINGUISHER IS LESS THAN 40LB IN WEIGHT.

ALL INSULATION MATERIALS TO HAVE A FLAME SPREAD INDEX OF NOT MORE THAN 25 AND A SMOKE-DEVELOPED INDEX OF NOT MORE THAN 450. PER FBC 7th EDITION (2020), SECT 719.2



GROUND FLOOR PLAN - LIFE SAFETY - BUILDING #1

SCALE: 3/32" = 1'-0"

REVISIONS:

REV.	REV. ISSUE
1	05/10/2022

2203

GATEWAY LUXURY
APARTMENTS

LOCATED AT:
950 N POWERLINE ROAD,
POMPANO BEACH FL 33069

BURGOS LANZA & ASSOCIATES
1286 S CALHOUN CIRCLE
FORT LAUDERDALE, FL 33316
(760) 554-0938
ALA 38082598
WWW.BURGOSLANZA.COM

BURGOS
LANZA
ARCHITECTS & PLANNERS
AA 28001519

Pablo
Burgos

Digitally signed by Pablo Burgos
DN: cn=Pablo Burgos, o=Burgos
Lanza & Assoc., ou=AR95925,
email=pburgos@burgoslanza.co
m, c=US

Date: 2022.05.11 17:17:06 -0400'

DATE	11/09/21
DRAWN	CR
PROJECT No.	2203
SCALE	AS-SHOWN

GROUND FLOOR LIFE

PROPERTY BUILDING #1

SCALE: 3/32" = 1'-0"

LS 11

DRC

PZ22-12000008
6/15/2022